



# ECOLO-TIL™ 2500

IN-LINE RIPPER





# CREATING A POSITIVE ENVIRONMENT FOR AGRONOMIC PERFORMANCE.

The Ecolo-Til 2500 offers patented Case IH Tiger Points which have wings that sweep downward, rearward and outward. This revolutionary design creates a “lift, twist and roll” action that shatters compaction and reorients soil particles, creating an open, mellow, healthier soil with excellent pore space and distribution, allowing for maximum “soil tilth.”

## SOIL TILTH.

Ideal soil composition—known as soil tilth—is 50 percent soil and 50 percent pore space, with water and air equally distributed within the pore space. Soil compaction eliminates this needed pore space and is a common yield-robbing culprit. Proper primary tillage using a Case IH disk ripper effectively **fractures compaction to increase soil tilth** encouraging vigorous root development which promotes better stands and higher-yielding plants. You will see **soil warm faster and more evenly for earlier spring planting**, increased water absorption and a reduction in ponding.



# ELIMINATE SOIL COMPACTION TO IMPROVE YIELDS.

Soil compaction is a common yield-robbing problem in many fields, especially in headland and other localized areas of the field. Producers know where they will likely have trouble, so it makes sense to use resources where and when you need them. The size and configurations available on an Ecolo-Til 2500 makes for a versatile primary tillage tool designed to break up the deep-rooted compaction layers that cause a shelf-like barrier prohibiting water filtration, effective nutrient applications and high yields.



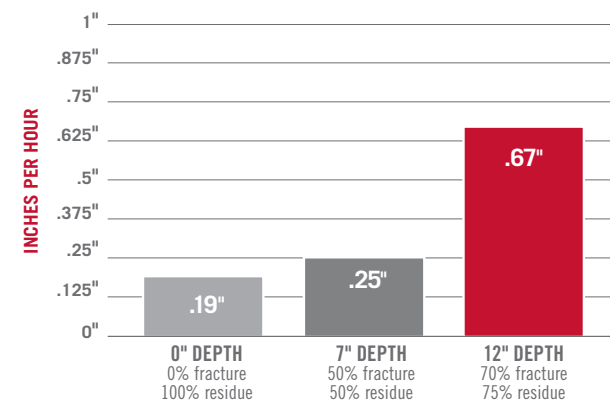
## SOIL TILTH AND COMPACTION.

- Many fields experience soil compaction for a variety of different reasons, often causing localized trouble areas that need to be addressed due to:
  - Numerous trips by heavy equipment
  - Planting early in wet soil
  - The hydraulic effect of heavy rains and irrigation systems
  - Repetitive tillage at the same depth by the same implement
  - Varying soil textures throughout a field
  - Lack of crop rotation

## CONTROLLING COMPACTION.

- Ideal soil composition (soil tilth) has a balanced distribution of water and air: 50 percent soil and 50 percent pore space.
- Ecolo-Til 2500 fractures compaction layers to increase “soil tilth”, providing greater air and water exchange and increasing nutrient absorption by plants at the most critical times of the production cycle.
- Controlling compaction areas also provides a warmer soil in the spring for earlier planting and increases water absorption, thus reducing ponding.

## WATER INFILTRATION RATES.



Source: (Continuous Corn) USDA-ARS Soil Tilth Lab, Ames, IA



# A SYSTEMS APPROACH TO PRIMARY TILLAGE.

Whether preferred tillage practices are conventional or no-till/conservation type practices, the Ecolo-Til 2500 has a variety of shank options to fit your operation including Case IH No-till points and No-till shanks that shatter compaction while leaving the surface residue virtually disturbance free.

## Ecolo-Til 2500 In-Line Ripper

Options	A & B Mainframe	C & D Mainframe
Rows	3, 4, 5, 6 and 7 rows	6, 7, 8 and 9 rows
Row Spacing	30, 36, 38, and 40 in. (9-shank - 30-in. only)	
Working Widths	7 ft. 6 in. to 26 ft. 6 in.	
Wings	bolt-on wings (17, 27 or 33 in.)	hydraulic fold wings (28, 43 or 61 in.)
Required HP	28 to 38 PTO HP per shank	
Bar	4 x 6 in. double-bar tubing	6 x 6 in. double-bar tubing
Rank	20 in. rank	22 in. rank
Coulters	22 in. w/adjustable spring mounts	
Gauge Wheels	2 per machine, 20.5 x 8 stubble resistant tires, screw-adjustable with depth indicator	
Hitch	3-point hitch for Cat. II/III	3-point hitch for CAT III



### ■ HYDRAULIC FOLD WINGS.

For quick and easy transport.

### ■ STANDARD 22 IN. COULTER. ■

With adjustable spring mount.

### ■ NO-TILL SHANK WITH 8 IN. NO-TILL POINT. ■

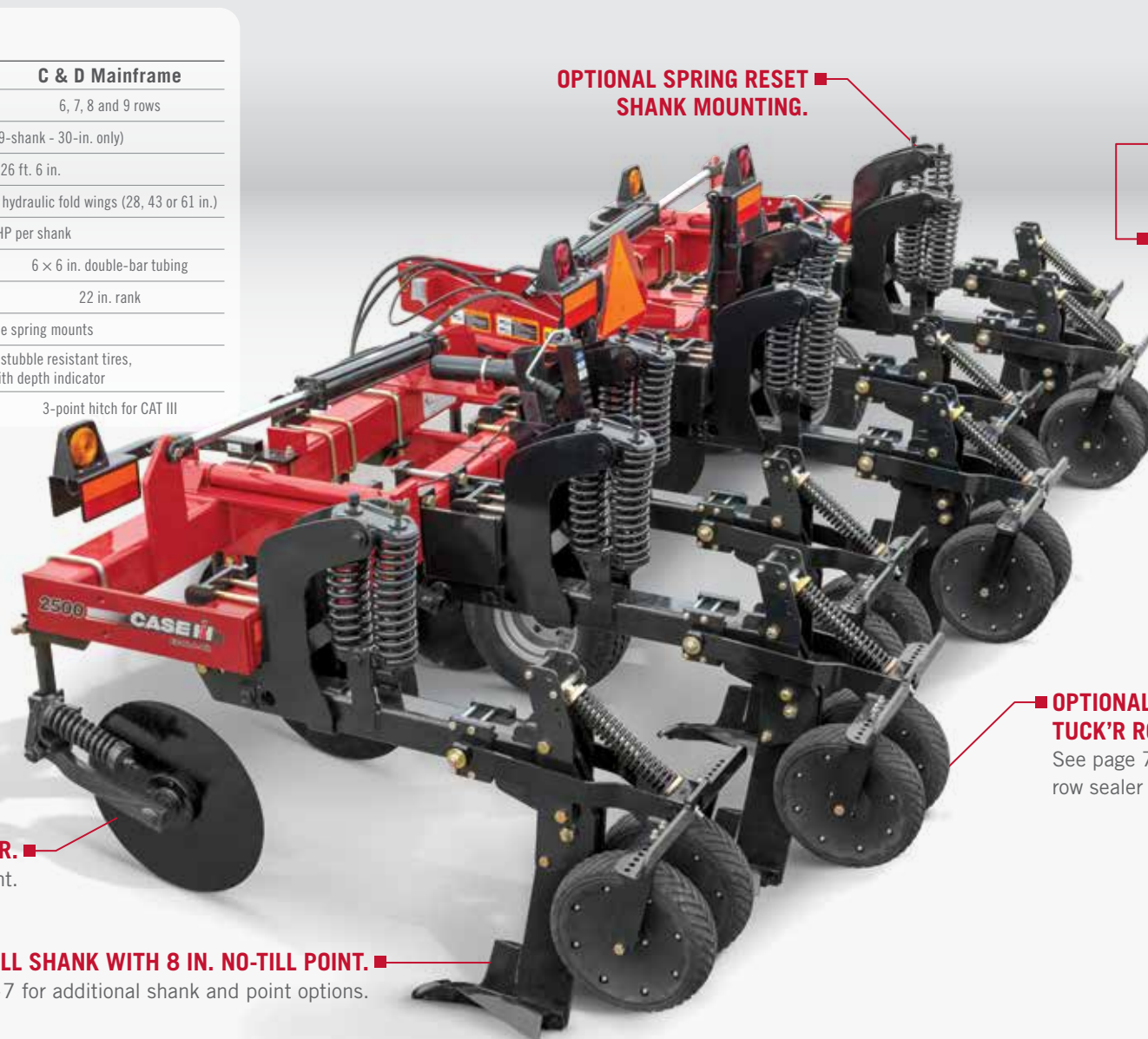
see pages 5–7 for additional shank and point options.

### OPTIONAL SPRING RESET SHANK MOUNTING. ■

### ■ STANDARD SHEAR BOLT SHANK MOUNT.

### ■ OPTIONAL BERM TUCK'R ROW SEALER.

See page 7 for additional row sealer options.







#### A PARABOLIC SHANK.

Parabolic shanks with optional 7-inch Tiger Points and 6-inch coverboards are the most aggressive tillage option. The parabolic shank is a 1-1/4 x 3-inch edge-bent shank that lifts and fractures compaction and covers more residue than straight shank designs.

The winged Tiger Points and coverboards work in tandem to provide a high level of residue and soil mixing.



#### B MINIMUM RESIDUE DISTURBANCE (MRD).

MRD shanks with optional 7-inch Tiger Points offer excellent tillage while leaving the surface relatively undisturbed. Shin wedges work in conjunction with the Tiger Points to help relocate compacted soil layers and minimize surface residue disturbance.



#### C NO-TILL SHANK.

Case IH No-till shanks and 8-inch No-till points offer minimum surface and residue disturbance while effectively breaking up compaction layers.



D No-till shanks and 8-inch No-till points provide excellent fracture of compaction to increase water absorption and air exchange. When combined with Case IH Berm Tuck'r row sealers, this tillage system provides disturbance-free tillage – a very effective system for No-till or HEL ground.

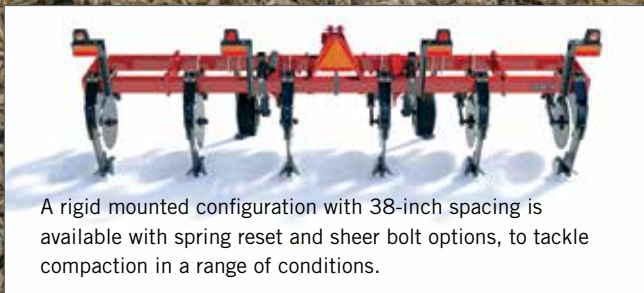


\* Crop, machine settings and soil conditions will cause figures to vary.



# PATENTED CASE IH TIGER POINTS.

A variety of point size depth and widths make this primary tillage tool versatile and easy to customize to handle residue and compaction according to your farming practice. Wings sweep downward, rearward and outward. This revolutionary design creates a “lift, twist and roll” action that shatters compaction and reorients soil particles, creating an open, mellow, healthier soil with excellent pore space and distribution, allowing for maximum soil tilth.



A rigid mounted configuration with 38-inch spacing is available with spring reset and sheer bolt options, to tackle compaction in a range of conditions.

## 8 INCH (203 MM) NO-TILL POINT.

- 0–2 inch (0–51 mm) ridges
- Operating depth 8–16 inch (203–406 mm)
- Available on No-Till Shank only

**Fracture:** 25–50%\*

**Residue Remaining:** 70–95%\*

The wings of the No-Till point do more than just cut a slot in the compaction layer. In both wet and dry conditions, they create a turbulent lifting and twisting action below the soil surface that aggressively fractures compaction between the shanks and relocates soil particles yet creates very little surface disruption on the surface for a “No-Till” looking finish.



**A LIFT:** The tip starts the fracturing by lifting the compacted soil. Place the tip 1 inch (25.4 mm) under the compaction layer to achieve maximum fracture.

**B TWIST:** The front area of the wing starts the twisting action, which relocates soil layers – preventing immediate re-compaction.

**C ROLL:** The back of the wings, finish the job by rolling the soil to fracture the compaction layer and incorporate fertilizer.

**D SHANK PROTECTION:** The shank protection fin reduces shank wear.

**E LOW SURFACE DISRUPTION:** The thin  $\frac{3}{4}$  inch (19 mm) shank reduces the soil boiling upwards and minimizes the amount of surface blow-out.

\* Crop, machine settings and soil conditions will cause figures to vary.

## ADDITIONAL TIGER POINTS



### 2 INCH (51 MM) STRAIGHT.

- 2–4 inch (51–102 mm) ridges
- Operating depth 8–16 inches (203–406 mm)
- Available on Parabolic and MRD Shanks

**Fracture:** >30%\*

**Residue Remaining:** 80–90%\*



### 7 INCH (178 MM) STANDARD.

- 2–4 inch (51–102 mm) ridges
- Operating depth 8–16 inches (203–406 mm)
- Available on Parabolic and MRD shanks

**Fracture:** 30–60%\*

**Residue Remaining:** 70–90%\*



### 7 INCH (178 MM) REPLACEABLE TIP.

- 2–4 inch (51–102 mm) ridges
- Operating depth 8–16 inches (203–406 mm)
- Available on Parabolic and MRD shanks

**Fracture:** 30–60%\*

**Residue Remaining:** 70–90%\*

## SHANKS



### 1 PARABOLIC SHANK.



### 2 MRD SHANK. (Minimum Residue Disturbance)



### 3 NO-TIL SHANK.

## ADDITIONAL OPTIONS



### LISTER POINTS.

Save one pass and get a start on beds for next year's crop with optional Lister Points:

- Offered to fit 36-in., 38-in., and 40-in. row applications
- Mount on a 1 in. × 3 in. vertical shanks for individual row depth and pitch adjustments



### OPTIONAL ROW SEALERS.

Two styles of row sealers are available for minimal surface disturbance:

- A double disc Berm Build'r fills in the furrow and creates a berm with the loose soil created by the shank
- A double wheel type Berm Tuck'r prevents soil blowout for a "No-Till" looking finish



### SINGLE PASS FERTILIZER APPLICATION.

- Ecolo-Til 2500 can be equipped with optional fertilizer attachments to perform both tillage and root zone band fertilizer in just one pass
- Dry and  $\text{NH}_3$ /liquid tubes for No-till shank and MRD shank
- $\text{NH}_3$  or liquid tube for No-till shank and MRD shank



SAFETY NEVER HURTS!™ Always read the Operators Manual before operating any equipment. Inspect equipment before using it, and be sure it is operating properly. Follow the product safety signs, and use any safety features provided. CNH Industrial America LLC reserves the right to make improvements in design and changes in specifications at any time without notice and without incurring any obligation to install them on units previously sold. Specifications, descriptions and illustrative material herein are as accurate as known at time of publication, but are subject to change without notice. Availability of some models and equipment builds varies according to the country in which the equipment is used.

©2020 CNH Industrial America LLC. All rights reserved. Case IH is a trademark registered in the United States and many other countries, owned by or licensed to CNH Industrial N.V., its subsidiaries or affiliates. Any trademarks referred to herein, in association with goods and/or services of companies other than CNH Industrial America LLC, are the property of those respective companies. Printed in U.S.A. [www.caseih.com](http://www.caseih.com) CIH20022701