



AXIAL-FLOW®

COMBINE HEADERS







AXIAL-FLOW COMBINE HEADERS.

Corn Head | Draper Head | Grain Head | Pickup Head

DESIGNED TO MATCH THE CAPACITY OF AXIAL-FLOW COMBINES.

Case IH header options deliver consistent performance and durability, regardless of crop or conditions, allowing you to harvest more of what you grow. Just like the combines behind them, Case IH headers are simple to set and adjust, intuitive to operate and help deliver the highest-quality grain to the hopper.

A Perfect Match	4-5
4400 Series Corn Heads	6-9
3100 Series Draper Heads.....	10-13
3020 Flex Auger Head.....	14-15
2030 Rigid Auger Head	16-17
3050 VariCut Head.....	18
3016 Pickup Head	19
Support and Service	20-21
Axial-Flow Combine Family.....	22
Summary Specifications	23
Product Specifications	24-27

A PERFECT MATCH.

Rethink the productivity of your combine with header options from Case IH. Maximize grain quality, minimize grain loss and improve profitability with a Case IH header specifically engineered to match the capacity of your Axial-Flow combine. From industry-leading grain savings to exceptional retained value, Case IH headers are built to last and deliver a better return on your investment. And, with seven header series matched to the capacity of your combine, Case IH offers the broadest and most competitive lineup of headers in the industry.



RELIABILITY.

To provide the highest-quality levels of reliability, **Case IH extensively tests headers in both lab and field conditions worldwide** and in different crop types and harvest conditions.

GRAIN SAVINGS.

With fluctuation in today's grain prices, harvesting more of what you grow is critical and the standard to which Case IH upholds when designing its headers.

PRODUCTIVITY.

Case IH headers are designed for high-horsepower throughput and match capacity levels of Axial-Flow combines.

SIMPLICITY.

Case IH headers have **fewer components and easy setup and maintenance**. This uncomplicated design allows you to spend more time harvesting your crop.

HIGH-EFFICIENCY FARMING.

At Case IH, our goal is to help you **make the most of every input and every season**. It requires breaking through the status quo and achieving the most efficient harvest possible with the best use of land, seed, fertilizer and equipment.



Case IH corn headers are designed to **pick cleaner**. From the profile of the dividers and hoods to the length and speed of the stalk rolls, every aspect of the corn head is designed to cleanly pick and **gently move ears into the feeder house**. Pinching-style stalk rolls designed to cleanly pull the stalks through the row unit and deck plates that gently snap the ear off the stalk minimize grain loss. The deck plates gently curve downward, matching the ear's profile and significantly reducing yield loss due to shattered corn falling from the deck plate to the ground. The **pinching style stalk rolls** precisely crimp the stalks to aid in material decomposition for better residue management. Optimum grain threshing is achieved with less material other than grain (MOG) processing through the combine.



- Case IH offers folding corn heads in 8-row and 12-row configurations. Capable of folding into transport mode in less than a minute, folding heads dramatically improving transport efficiency, and, ultimately, field productivity.

SETTING THE HARVEST BENCHMARK AND PIONEERING COMPATIBILITY WITH 4200 / 4400 SERIES CORN HEADS.

Case IH headers set the industry benchmark for corn harvesting and provide the greatest return on your investment. The 4200/4400 series corn heads are designed to harvest more efficiently, better matching today's higher horsepower combines and faster harvest speeds. From the stalk roll spirals to the diameter and length of the stalk rolls to the speeds of the gathering chains and the gearboxes, the headers are carefully matched, allowing you to pick each kernel of corn at faster ground speeds and in adverse conditions.



- A large, open **front-gathering chain sprocket** sweeps stalks efficiently into rolls and helps harvest downed cornstalks.




- **Pinching stalk rolls** power feed the corn stalk directly into the path of the chopping blade and consistently deliver a 3- to 6-inch chop length.



- Grain-saving, **patented CornLouvers™** direct grain back toward the auger to ensure loose grain makes it into the combine.

Corn Head Model	4206	4208	4406	4408	4408 Folding	4412	4412 Narrow Row	4412 Folding	4416	4416 Narrow Row	4418 Narrow Row
Spacing	30 in. (762 mm)		30 in. (762 mm) / 36 in. (914 mm) / 38 in. (965 mm)		30 in. (762 mm)		20 in. (508 mm) / 22 in. (559 mm)	30 in. (762 mm)		20 in. (508 mm) / 22 in. (559 mm)	
Configuration	Nonchopping/chopping										
Combine Model Compatibility	2500 series and prior	88, 130, 140 series	88, 130, 140, 10, 20, 230, 240 series	6088, 7088, 6130, 7130, 6140, 7140, 10, 20, 230, 240 series	10, 20, 230, 240 series	8120, 9120, 8230, 9230, 8240, 9240 series					



■ **Replaceable wear strips** are easy to service, keeping you in the field during optimal harvest windows.



■ **Heavy-duty drives** with aluminum gear case housing reduce weight and increase strength by 20 percent for high-speed harvest.

CASE IH CORN HEADERS:

WHERE HARVEST SPEED AND EFFICIENCY MEET.

Increase grain quality and cover more acres each day with Case IH 4200/4400 series corn heads. These corn heads are built with advanced features and deliver even more productivity to help you keep the grain flowing. Plus, the durable header design reduces maintenance requirements so you spend more time in the field.




TAKE PRODUCTIVITY TO THE NEXT LEVEL.

- A narrow, smooth **divider profile** and flatter angle of the 4200/4400 series dividers guarantee excellent picking ability in both standing and downed corn with minimal cob losses.
- A new **stalk roll spiral** is designed to smoothly and evenly feed the stalks of even the highest-yielding corn varieties into the row unit.
- The **Automatic Header Height Control (AHHC)** provides smooth and consistent header height response in ever-changing field conditions, improving harvesting efficiency and reducing operator fatigue.
- In-cab, hydraulically-adjusted **deck plates** allow operators to carefully match deck plate clearance to various corn varieties and conditions, enabling clean, efficient picking.
- A **chain removal tool** that makes quick and simple work of removing or replacing a gathering chain is now standard.
- All 4400 series corn heads can now operate **Hydraulic Spiral Dividers** to gently lift and move stalks into the header in down and tangled crop conditions. The optional spiral dividers can also be added as a field-installed attachment.

THE 4200/4400 SERIES CORN HEAD ADVANTAGE.

- **Pick cleanly and optimize residue management** with headers designed to ensure every kernel ends up in the hopper while the row unit efficiently processes the stalks.
- Case IH 4200/4400 series heads offer substantially increased **harvest speeds of 3 to 6 mph** and better match corn heads to your combine's capacity and power.
- **Available in standard or chopping configurations**, the 4400 series chopping corn heads offer rotating blades positioned under the stalk rolls that spin at 2,880 rpm and provide consistent chop lengths of 3 to 6 inches. The stalk rolls power-feed the corn stalks directly into the path of the rotating blades, providing consistent chop quality even at faster ground speeds and higher plant populations. The chopping mechanism can be disengaged on an individual row unit, allowing a quick transition from chop to nonchop when required.
- Compared with leading competitive designs, Case IH corn heads **optimize the productivity of your Case IH Axial-Flow combine**.



NEW FOR 2018

NARROW ROW CONFIGURATIONS.

- Available in 20- and 22-inch spacing for 12-, 16- and 18-row models.
- Reduced row unit weight (over 100 lbs. per row) and a better center of gravity.

DIVIDERS AND HOODS.

- New inner hoods and dividers for narrow row spacing and weight reduction.
- New outer hoods to accommodate tall corn attachment and auger divider.

FRAME.

- Provisions to accommodate split driveline architecture.
- Multiple configurations on same frame and common tooling.
- Increase clearance to standing crop.

ROW UNIT AND CHOPPER DRIVES.

- Separate drives for choppers and row unit components provide more efficient power flow and torque management.
- Gearbox replaces chain drives for improved durability.
- Parallel linkage on hydraulic deck plates keep the deck plates properly centered over the stalk rolls.


CHOPPING.

- All configurations are chopping capable.
- Includes chopper overload protection.
- Choppers can be disengaged by flipping a lever on each individual row.

IMPROVED DRAPER HEAD DESIGN

EASILY HANDLE HIGH-SPEED HARVESTING.

More acres per day equals more harvest productivity. Thanks to the head-first feeding design, the Case IH 3100 series draper heads help you maximize efficiency. The superior system lays the crop down, smoothly and evenly feeding the crop head-first into the combine and allowing for faster ground speeds, from 0.5 to 1.5 mph faster than an auger header.



PRODUCTIVITY AND EFFICIENCY.

- A **torsion block suspension system** provides a wide range of cutterbar pressures to match the cutterbar pressure to field conditions and is available as both an in-cab adjust and a manual adjust.
- Mounted in the middle of the header, the **center knife drive** features a hydraulically-driven gearbox with three times the cutting force as a single wobble box. With knife arms synchronized and timed in opposing motion, it is one of the smoothest cutting headers in the industry. Smaller end dividers decrease crop damage and increase the potential grain available for harvest.
- Now standard, a new **cam action reel** increases sweeping range over the cutterbar for controlled crop feeding and increased productivity. Designed to gently lift the crop and move it over the cutterbar and onto the draper belt, the cam action reel can easily be tailored to varying sweep patterns and harvest conditions.

Draper Head Model	3152 Rigid Draper Head	TerraFlex™ 3162 Draper Head
Cutting Width	20, 30, 35, 40, 45 ft. (6.1, 9.1, 10.7, 12.2, 13.7 m)	30, 35, 40, 45 ft. (9.1, 10.7, 12.2, 13.7 m)
Knife Type	CentraCut™ Knife Drive	
Combine Model Compatibility	88, 130, 140, 10, 20, 230, 240 series	



■ **Infeed improvements** include a rubber-covered drive roll for increased traction, “V” guide seals to prevent seeds from migrating inside the belt loop and a rock stripper on the back roll to prevent belt stalling.

■ A standard **hydraulic fore and aft header tilt** allows the header to closely follow ground contours — even in changing field conditions. Changing header tilt and optimizing the guard angle is easily accomplished from the cab.

■ The **stainless-steel infeed floor plate** improves feeding into the combine, including in heavy, damp harvest conditions.

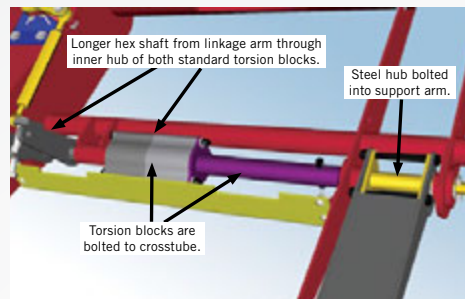
■ **TerraFlex™ draper headers** feature a cutterbar capable of flexing up and down 3 inches for a 6-inch range of travel. This added flexibility improves access to beans lower in the canopy, increasing yield potential by as much as 10 percent.

HARVEST MORE OF WHAT YOU GROW WITH CASE IH DRAPER HEADS.

The ability to cover more acres per day equals increased productivity. Get harvesting earlier and run later at night with increased speed with Case IH 3100 series draper headers. These headers are designed to provide heads-first feeding for smooth, consistent crop flow, performing more efficiently in adverse, high-moisture harvest conditions. Case IH offers rigid drapers for small grain harvesting and TerraFlex drapers for following ground contours, both available in a wide range of widths to match the capacity of your Axial-Flow combine.



■ A **seed saver channel** along the bottom of the draper belt smoothly pulls grain into the combine, saving up to three percent more grain so no seed is left behind.



■ An upgraded **suspension system** features dual torsion blocks straddling the center knife drive, improving suspension in the header's center section and providing better flotation and improved range of rotation. Torsion blocks enable the operator to adequately adjust cutterbar pressure for even the most adverse conditions, such as soft fields and wet harvest conditions.

■ The PTO connection to the combine feeder output shaft now features a **21-tooth spline**, handling increased loads of larger capacity header models.

■ Rigid drapers feature a shorter cutterbar-to-drafter distance than competitive headers for smooth, even delivery of crop onto the draper belts.



■ An industry-exclusive **low-speed transport system** (25 mph or less) allows the operator to deploy the transport package with the touch of a button, saving time when moving from field to field.



■ More robust **knife heads** include a factory-assembled and lubed knife arm and head vertically mounted, allowing adjustments as required to obtain the proper gearbox-to-cutterbar spacing.





■ **Knife heads**, spline blocks, knife arms and hardware have been substantially beefed up to improve reliability and durability.



Available in steel or plastic tines.

A FLEX AUGER HEAD BUILT FOR TOUGH CONDITIONS.

Float over challenging ground contours with the 3020 series flex auger head. Designed to limit grain loss and increase harvest efficiency, the flex head guarantees even crop feeding with its seamless transition from the cutterbar to the standard stainless-steel auger floor. Plus, between the optional TerraFlex™ suspension system and rigid cutterbar mode, you'll have the ability to harvest all crop types.



SHAVE THE GROUND, PUT MORE GRAIN IN THE TANK.

- A perfect match to an Axial-Flow combine, the six-bar reel equipped with **plastic or steel tines** provides gentle crop engagement and even feeding.
- An **integrated grain saver** prevents valuable crop from falling off the cutterbar and back into the field.
- An improved **poly crop divider** design maximizes the amount of grain delivered to the reel and cutterbar and divides crop in lodged or tangled crop conditions.

EVENLY FEED ALL CROP TYPES INTO THE COMBINE.

- From the cutterbar to the auger floor, the 3020 series flex auger head is designed to ease the flow of crop into the auger trough.
- The auger is protected by a slip clutch and is driven by a **heavy-duty drive chain** to ensure long life and positive drive, even in tough crop conditions.

FLOAT OVER VARYING GROUND CONTOUR.

- The **TerraFlex suspension system** provides a wider range of adjustment capabilities than competitive hydraulic suspension systems.
- The cutterbar can be adjusted to achieve heavier cutterbar pressure in firm soil conditions, or adjusted lighter to gently glide over soft field conditions.
- The cutterbar has flexible range of motion with **6 inches of vertical travel** — 3 inches up and 3 inches down.
- The **skid shoes** are designed to float softly on the ground, even in soft soil conditions, without pushing or soil buildup.

SMOOTH OPERATION FROM THE CAB.

- No need to stop the combine, get out and make manual adjustments. The optional in-cab cutterbar suspension allows the operator to adjust cutterbar pressures to adapt to changing field conditions.

CUT MORE OF THE CROP YOU GROW WITH A 2030 RIGID AUGER HEAD.

The 2030 rigid auger head handles a wide variety of crops in diverse conditions, such as downed crop, tangled crops, uneven terrain and muddy soils. The powerful and robust design delivers gentle cutting and feeding of the crop into the combine for increased grain savings and grain quality.



DURABLE TO THE MAX.

- The **robust, rigid frame** was developed using two reinforced strengthening webs for better durability.
- **Double-skin skid shoes** assure long-term durability and reduced ground pressure, providing better flotation.
- Header hookup is easy with **single-point hydraulics**, **dedicated electrical connector** and **60-degree free-rotation PTO shafts**.

EVEN FEEDING.

- **Six-bat reel** design positively engages the crop, gently lifting it over the cutterbar and across the auger floor.
- **Offset steel reel tines** provide efficient pickup and are easy to replace.
- A powerful **hydraulic reel drive** provides smooth even reel operation, even in heavy, green straw and in high-yielding conditions that would typically produce heavy reel loads.

EASY CUTTING.

- Tough **double-cast steel fingers** are designed with maintenance-free internal knife guides.
- **Spare knife** sections are located under the left-hand shield for quick and easy replacement.



HIGH-VOLUME GRAINS AND ROUGH TERRAIN MEET THEIR MATCH WITH VARICUT RIGID AUGER HEAD.

The 3050 series VariCut rigid auger head adapts to conditions for high-capacity, high-quality harvest of small grains in a wide range of conditions, including downed or tangled crops. The 3050 VariCut is uniquely capable of adjusting the cutterbar-to-auger distance, hydraulically moving the cutterbar and table fore and aft to optimize the cutterbar-to-auger distance for various crops.



ADJUSTABLE KNIFE POSITION.

- Whatever the straw volume, reach full capacity of your VariCut header with a **movable knife**.
- Knife can be extended for consistent feeding of long-straw, high-volume crops or hydraulically retracted on the go for shorter crops — up to 22.6 inches of travel.

ADAPT TO HIGH- AND LOW-VOLUME CROPS.

- Maintain a consistent short- or long-stubble height, even at high ground speeds, with a **sickle speed of 1,300 strokes per minute** and contour hugging design.
- The **knife pulley flywheel** is designed to maintain knife inertia and cut at peak loads.
- With **automatic reel speed control**, the reel reacts to the combine's forward speed to provide low-loss intake and top-quality output.

PICK UP DOWN CROPS.

- The VariCut grain head **lifters reach below the cutterbar** to ease the crop from the ground, improving cutting performance without picking up debris or losing valuable grain.
- Lifters are ideal for adverse conditions, such as flattened straw or lodged grain crops.
- Lifters are conveniently stored on the right side of the header when conditions are optimal.

YOUR IDEAL HARVEST TOOL.

The 3016 pickup head is the ideal harvest tool for cereal grains, canola, beans, peas, lentils, grass seed and many other crops. It gently lifts swaths cleanly and smoothly with minimal seed loss. The swath is transported gently on the belts to the combine's feeder. The pickup belts cover the total width of pickup, assuring the gathering of all material without running over adjacent swaths. Extra picking fingers increase the performance in tough conditions. Pickup belt speed can be adjusted to combine forward speed, and the swath remains intact until it reaches the rotor for threshing and separating.

PICKUP SWATHS IN VARYING CONDITIONS.

- **Wide pickup belt** to lift all crops, even those in irregular windrows.
- **Large diameter auger** to feed high-density swaths into the combine.
- With 12-inch movement range, the pickup header guarantees excellent picking ability in rough terrain at speeds of 8 to 9 mph.
- **Optional castor gauge wheels** help eliminate ground scuffing and reduce frame stress when turning with the header on the ground.
- **Header height control** adjusts the header with two sensors to lift crops and ensure smooth operation. This option is available in 12-foot grass seed and 15-foot small grains models.

FLOAT OVER ROUGH TERRAIN.

- **Standard mechanical suspension** provides excellent picking frame flotation, maintains consistent ground pressure and prevents bouncing at higher speeds.
- **Optional cab-equipped hydraulic suspension** allows the operator to comfortably change the header to perfectly float over the soil for optimum harvest efficiency in changing conditions.

SIMPLE, PROVEN DESIGN.


- A **single PTO drive** provides effective and efficient power delivery.
- Header requires no daily maintenance.





SUPPORT AND SERVICE.

Case IH headers are tough, reliable and engineered to perform. When it comes time to purchase accessories, parts and service, turn to your Case IH dealer for genuine OEM parts and certified service support.



UNMATCHED SUPPORT.

Case IH factory-trained technicians keep you working. Their Case IH dealer technicians are factory-trained in the latest service and diagnostic techniques specifically for your Case IH equipment. They can provide an important added dimension to maintenance — the ability to spot signs of trouble early and fix them before they become costly problems.

Only genuine Case IH parts were made for your machine and designed for peak performance. At your Case IH dealer, find everything you need from filters, fluids, shop products and safety equipment to operators manuals, parts diagrams, paint and batteries.

OFFERING FINANCIAL SOLUTIONS FOR MORE THAN 50 YEARS.

CNH Industrial Capital's extensive experience in the equipment industry has created a deep understanding of your unique needs. Competitive financing with flexible payments can be timed to your cash flow. Or conserve capital and reduce upfront payments with operating lease options. We can even help to protect your investment with a variety of insurance and equipment protection products. There's a financing option that's perfect for the way you operate. CNH Industrial Capital can help you find it.

YOUR GO-TO PARTNER FOR SERVICE.

Whether you are prepping for harvest or are in the middle of harvest season, your Case IH dealer is your go-to source for harvest. A Case IH Axial-Flow combine matched with a Case IH header translates into one source for parts.

MEET THE INDUSTRY'S LARGEST LINEUP.

Case IH offers the broadest model offering to meet the needs of any operation so producers can tailor a machine to their unique needs. From the hardworking Class V Axial-Flow 5140 with 265 horsepower all the way up to the powerful Class IX Axial-Flow 9240 at 625 horsepower, you will find an Axial-Flow combine perfect for your operation. Plus, from the header to the spreader, Axial-Flow series systems are carefully matched to ensure efficiency, productivity, grain savings and grain quality.



SIMPLICITY.

Axial-Flow combines are designed with fewer moving parts for unmatched reliability and easier serviceability.

CROP ADAPTABILITY.

Designed to harvest over 134 types of grains in many conditions, the Axial-Flow combine is versatile enough to match your diverse harvesting needs.

MATCHED CAPACITY.

Controlling crop flow is the key to harvesting success. The Axial-Flow feeder, rotor, grain handling, residue management and power systems are designed to optimize crop flow and maximize productivity.

GRAIN QUALITY.

Gentle grain-on-grain threshing is the hallmark of the Axial-Flow design. From feeding to cleaning, the entire system is designed to minimize grain damage.

GRAIN SAVINGS.

Axial-Flow combines pave the way for savings. Thorough threshing and efficient separation put more grain in the tank and more profits in your pocket.

RESALE VALUE.

Case IH combines reward their owners with impressive resale value. A wide variety of kits are also available to enhance performance, upgrade technology, boost productivity and maximize your investment.



EquipmentWatch voted the Case IH Axial-Flow 140 series combines as the 2017 Highest Retained Value Award Winner.



4400 SERIES CORN HEADS

- **4406**
 - 6-row, 30-, 36-, 38-in. spacing
 - Nonchopping/chopping configuration
 - 88, 130, 140 series combine model compatibility
- **4408**
 - 8-row, 30-, 36-, 38-in. spacing
 - Nonchopping/chopping configuration
 - 88, 130, 140, 10, 20, 230, 240 series combine model compatibility
- **4412**
 - 12-row, 20-, 22-, 30-in. spacing
 - Nonchopping/chopping configuration
 - 6088, 7088, 6130, 7130, 6140, 7140, 10, 20, 230, 240 series combine model compatibility
- **4416**
 - 16-row, 20-, 22-, 30-in. spacing
 - Nonchopping/chopping configuration
 - 8120, 9120, 8230, 9230, 8240, 9240 series combine model compatibility
- **4418**
 - 18-row, 20-, 22-in. spacing
 - Nonchopping/chopping configurations
 - 8120, 9120, 8230, 9230, 8240, 9240 series combine model compatibility




4400 SERIES FOLDING CORN HEADS

- **4408 Folding**
 - 8-row, 30-in. spacing
 - Nonchopping/chopping configuration
 - 88, 130, 140, 10, 20, 230, 240 series combine model compatibility
- **4412 Folding**
 - 12-row, 30-in. spacing
 - Nonchopping/chopping configuration
 - 10, 20, 230, 240 series combine model compatibility



3100 SERIES DRAPER HEADS

- **3152 Rigid Draper Head**
 - 25-, 30-, 35-, 40-, and 45-ft. cutting widths
 - CentraCut™ knife drive
 - 88, 130, 140, 10, 20, 230, 240 series combine model compatibility
- **TerraFlex 3162 Draper Head**
 - 30-, 35-, 40-, and 45-ft. cutting widths
 - CentraCut™ knife drive
 - 88, 130, 140, 10, 20, 230, 240 series combine model compatibility



TERRAFLEX AUGER HEAD

- **3020 Flex Auger Head**
 - 20-, 25-, 30- and 35-ft. cutting widths
 - Single knife (20-, 25-, 30-, 35-ft. widths)
 - Double knife (30-, 35-ft. widths)
 - 88, 130, 140, 10, 20, 230, 240 series combine model compatibility



RIGID AUGER HEAD

- **2030 Rigid Auger Head**
 - 17-, 20-, 24-, and 30-ft. cutting widths
 - Single knife
 - 88, 130, 140, 10, 20, 230, 240 series combine model compatibility



3050 VARICUT HEAD

- **3050 VariCut Rigid Auger Head**
 - 30-, 35-, 41-ft. cutting widths
 - Single knife (30-, 35-ft. widths)
 - Double knife (41-ft. width)
 - 88, 130, 140, 10, 20, 230, 240 series combine model compatibility



PICKUP HEAD

- **3016 Pickup Head**
 - 12-, 15-ft. pickup widths
 - 1-piece belt (12-ft. width)
 - 3-piece belt (15-ft. width)
 - 88, 130, 140, 10, 20, 230, 240 series combine model compatibility

4200/4400 SERIES CORN HEADS	4206	4208	4406	4408	4408F	4412
GENERAL						
Number of Rows	6	8	6	8		12
Row Spacing	30 in. (762 mm)		30 in. (762 mm) / 36 in. (914 mm) / 38 in. (965 mm)		30 in. (762 mm)	
Number of Gathering Chains	12	16	12	16		24
Type of Chain	Endless special chromed pins					
Divider Type	Hinged and floating					
Plastic	Yes					
Metal	No					
OVERALL DIMENSIONS						
Width (Max. Row Spacing)						
30 in. (762 mm)	16 ft. (4870 mm)	21 ft. (6394 mm)	16 ft. (4870 mm)	21 ft. (6394 mm)		31 ft. (9442 mm)
36 in. (914 mm)	N/A		18 ft. 8 in. (5682 mm)	24 ft. 8 in. (7511 mm)	N/A	
38 in. (965 mm)	N/A		19 ft. 2 in. (5836 mm)	25 ft. 6 in. (7766 mm)	N/A	
Height (Level Ground)	4 ft. 2 in. (1258 mm)					
Length with Dividers	9 ft. 11 in. (3010 mm)					
Length without Dividers	7 ft. 6 in. (2272 mm)					
WEIGHTS						
Approximate Weight — Non Chopping Header						
30 in. (762 mm)	3,988 lb. (1809 kg)	5,484 lb. (2488 kg)	3,988 lb. (1809 kg)	5,484 lb. (2488 kg)	6,726 lb. (3051 kg)	8,058 lb. (3655 kg)
36 in. (914 mm)	N/A		4,288 lb. (1945 kg)	5,837 lb. (2648 kg)	N/A	
38 in. (965 mm)	N/A		4,290 lb. (1946 kg)	5,842 lb. (2650 kg)	N/A	
Chopping Units Add an Additional 75 lb./row						
ROW UNITS						
Point-to-Point Knife Type Stalk Rolls	Standard					
Number of Knives per Roll	4 - single edge					
Weed Knives (Single Piece)	Adjustable					
Row Unit Drive	Enclosed in gearbox – spur/bevel gears					
Stalk Roll Length	23.4 in. (594 mm)					
Stalk Roll Diameter	4.25 in. (108 mm)					
Stalk Roll Speed (Nominal)	1,074 rpm		1,058 rpm			
Gathering Chain Speed (Nominal)	355 fpm		349 fpm			
SLIP CLUTCHES						
Row Units	1 per row radial pin					
Auger Drive	1 per auger radial pin					
STRIPPER PLATES						
Hydraulic	Hydraulic adjustable					
Stalk Stompers (Available Through Part Marketing)	Optional					
Automatic Front Height Control/Lateral Tilt	Optional/pre-wired in main harness					
HEADER DATA						
Header Jackshaft Speed						
4200 CH on 2500 Comb at Hi-Idle Eng. Speed	545 rpm		N/A			
4400 CH on 7010/8010/20 Series	N/A		575 rpm			
Auger Diameter	15.75 in. (400 mm)					
Auger Tube Dimension	6.3 in. (160 mm)					
Flighting Pitch	19.7 in. (500 mm)					
Reverse Flighting	No					

4200/4400 SERIES CORN HEADS	4412 NARROW ROW	4412F	4416	4416 NARROW ROW	4418 NARROW ROW
GENERAL					
Number of Rows	12		16		18
Row Spacing	20 in. (508 mm) / 22 in. (559 mm)	30 in. (762 mm)		20 in. (508 mm) / 22 in. (559 mm)	
Number of Gathering Chains	24		32		36
Type of Chain	Endless special chromed pins				
Divider Type	Hinged and floating				
Plastic	Yes				
Metal	No				
OVERALL DIMENSIONS					
Width (Max. Row Spacing)					
20 in. (508 mm)	22.1 ft. (9 442 mm)	N/A		27.8 ft. (8 484 mm)	31.2 ft. (9 500 mm)
22 in. (559 mm)	23 ft. (7 010 mm)	N/A		30.3 ft. (9 246 mm)	34 ft. (10 363 mm)
30 in. (762 mm)	N/A	30 ft. 11 in. (9 410 mm)	42.5 ft. (12 954 mm)	N/A	
36 in. (914 mm)	N/A		N/A		
38 in. (965 mm)	N/A			N/A	
Height (Level Ground)	4 ft. 2 in. (1 258 mm)	4 ft. 7 in. (1 338 mm)	4 ft. 2 in. (1 258 mm)		
Length With Dividers	9 ft. 4 in. (2 870 mm)	9 ft. 11 in. (3 010 mm)		9 ft. 4 in. (2 870 mm)	
Length Without Dividers	7 ft. 9 in. (2 405 mm)	7 ft. 6 in. (2 272 mm)		7 ft. 9 in. (2 405 mm)	
WEIGHTS					
Approximate Weight					
20 in. (508 mm) Standard/Chopping	7,231 lb. (2 725 kg) / 7,931 lb. (3 597 kg)	N/A	N/A	7,860 lb. (3 535 kg) / 9,363 lb. (4 217 kg)	8,697 lb. (3 915 kg) / 10,469 lb. (4 719 kg)
22 in. (559 mm) Standard/Chopping	7,360 lb.(2 774 kg) / 8,530 lb. (3 869 kg)	N/A	N/A	8,145 lb. (3 665 kg) / 9,944 lb. (4 481 kg)	8,820 lb. (3 971 kg) / 10,646 lb. (4 799 kg)
30 in. (762 mm)	N/A	9,686 lb. (4 393 kg)	11,515 lb. (5 223 kg)	N/A	
36 in. (914 mm)	N/A				
38 in. (965 mm)	N/A				
Chopping Units Add an Additional 75 lb./row					
ROW UNITS					
Point-to-Point Knife Type Stalk Rolls	Standard				
Number of Knives per Roll	4 - single edge				
Weed Knives (Single Piece)	Adjustable				
Row Unit Drive	Enclosed in gearbox – spur/bevel gears				
Stalk Roll Length	23.4 in. (594 mm)				
Stalk Roll Diameter	4.25 in. (108 mm)				
Stalk Roll Speed (Nominal)	1,062 rpm	1,058 rpm		1,062 rpm	
Gathering Chain Speed (Nominal)	348 fpm	349 fpm		348 fpm	
SLIP CLUTCHES					
Row Units	1 per row radial pin				
Auger Drive	1 per auger radial pin				
STRIPPER PLATES					
Hydraulic	Parallel linkage; hydraulic adjustable	Hydraulic adjustable		Parallel linkage; hydraulic adjustable	
Stalk Stompers (Available Through Part Marketing)	Optional				
Automatic Front Height Control/Lateral Tilt	Optional/pre-wired in main harness				
HEADER DATA					
Header Jackshaft Speed					
4200 CH On 2500 Comb At Hi-Idle Eng. Speed	N/A				
4400 CH On 7010/8010/20 Series	575 rpm				
Auger Diameter	15.75 in. (400 mm)				
Auger Tube Dimension	6.3 in. (160 mm)				
Flighting Pitch	19.7 in. (500 mm)				
Reverse Flighting	No				

GRAIN HEADERS	2030	3050 VARICUT	3020	3152	3162
Description	Rigid Auger Header	VariCut Auger Header	Flexible Auger Header	Rigid Draper Header	Flexible Draper Header
CUTTER BAR					
Cutting Widths	17, 20, 24, 30 ft. (5.1, 6.1, 7.62, 9.14 m)	30, 35, 41 ft. (9.1, 10.7, 12.5 m)	20, 25, 30, 35 ft. (6.1, 7.62, 9.14, 10.6 m)	25, 30, 35, 40, 45 ft. (7.62, 9.14, 10.6, 12.2, 13.7 m)	30, 35, 40, 45 ft. (9.14, 10.6, 12.2, 13.7 m)
WEIGHT – APPROX.					
17 ft. (5.1 m)	2,998 lb. (1 360 kg)	N/A	4,242 lb. (1 924 kg)	NA	
20 ft. (6.1 m) / 21 ft. (6.4 m)	3,351 lb. (1 520 kg)	N/A	4,242 lb. (1 924 kg)	NA	
24 ft. (7.3 m)	3,880 lb. (1 760 kg)	N/A			
25 ft. (7. m)	N/A		5,302 lb. (2 405 kg)	5,212 lb. (2 364 kg)	NA
30 ft. (9.1 m)	4,982 lb. (2 260 kg)	6,912 lb. (3 135 kg)	6,362 lb. (2 886 kg)	6,255 lb. (2 837 kg)	7,620 lb. (3 456 kg)
35 ft. (10.6 m)	N/A	7,716 lb. (3 450 kg)	6,760 lb. (3 066 kg)	8,250 lb. (3 742 kg)	8,680 lb. (3 937 kg)
40 ft. (12.2 m)	N/A	10,196 lb. (3 450 kg)	N/A	8,720 lb. (3 955 kg)	10,400 lb. (4 717 kg)
45 ft. (13.7 m)	N/A			10,200 lb. (4 626 kg)	11,170 lb. (5 066 kg)
AUGER					
Diameter	24 in. (610 mm)		26 in. (660 mm)	16 in. (406 mm)	
Speed	Std. 178 rpm/Opt. 152 rpm	Std. 166 rpm/Opt. 135 rpm	Std. 147 rpm/Opt. 164 rpm	147 rpm	
Full Fingered	Standard		Standard 25, 30 and 35 ft.	Yes	
REEL					
Reel	6 bat		N/A	Cam action	
Pickup Reel (Tines)	Steel		6 (plastic or steel)	6 bat plastic or steel, split on (40 and 45 ft. heads)	
Diameter	42 in. (1 067 mm)			42.1 in. (1 070 mm)	
Drive	Hydraulic / 12 to 60 rpm	Hydraulic / 0 to 60 rpm	Hydraulic / 5 to 61 rpm	Hydraulic/ 0 to 60 rpm	
SICKLE/KNIFE					
Type	Overserrated “sta-sharp”/ “super sta-sharp”			Overserrated, bolt sections	
Drive	Section to wobble box			Hydraulic center knife drive	
Knife	Std. 3 in. (76.2 mm)				

PICKUP HEADERS	3016 GRASS SEED SPECIAL	3016 GRAIN
Actual Pickup Widths	12 ft. (3.7 m)	15 ft. (4.6 m)
FLOATING AUGER		
Diameter	26 in. (660 mm)	26 in. (660 mm)
Speed	187 rpm (160 Opt)	187 rpm (160 Opt)
PICK-UP		
Drive – RPM	Hydraulic	
Wind Guard Lift	Hydraulic	
WEIGHT WITH BELT PICKUP		
12 ft. (3.7 m) Width	3,090 lb. (1 401 kg)	N/A
15 ft. (4.6 m) Width	N/A	3,180 lb. (1 442 kg)
DRAPER BELTS – 19 IN. (48.3 CM)		
14 ft. (4.27 m) Width	8	8
16 ft. (4.9 m) Width		10
WIDTH		
Overall Width to Tire Edges	13.5 ft. (4.11 m)	16.5 ft. (5.0 m)



SAFETY NEVER HURTS!™ Always read the operators manual before operating any equipment. Inspect equipment before using it, and be sure it is operating properly. Follow the product safety signs, and use any safety features provided. CNH Industrial America LLC reserves the right to make improvements in design and changes in specifications at any time without notice and without incurring any obligation to install them on units previously sold. Specifications, descriptions and illustrative material herein are as accurate as known at time of publication, but are subject to change without notice. Availability of some models and equipment builds varies according to the country in which the equipment is used.

©2018 CNH Industrial America LLC. All rights reserved. Case IH is a trademark registered in the United States and many other countries, owned by or licensed to CNH Industrial N.V., its subsidiaries or affiliates. Any trademarks referred to herein, in association with goods and/or services of companies other than CNH Industrial America LLC, are the property of those respective companies. Printed in U.S.A. www.caseih.com CIH17121501